

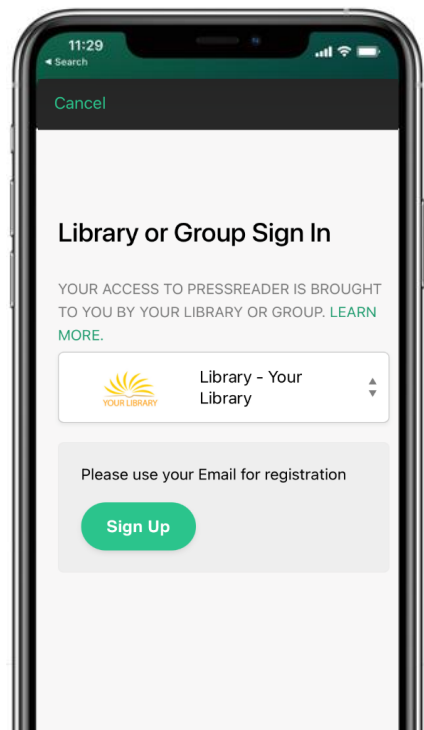
1st Connection

1

Sign up

Open pressreader.com or app
Go to “Sign in” – “Library or Group”

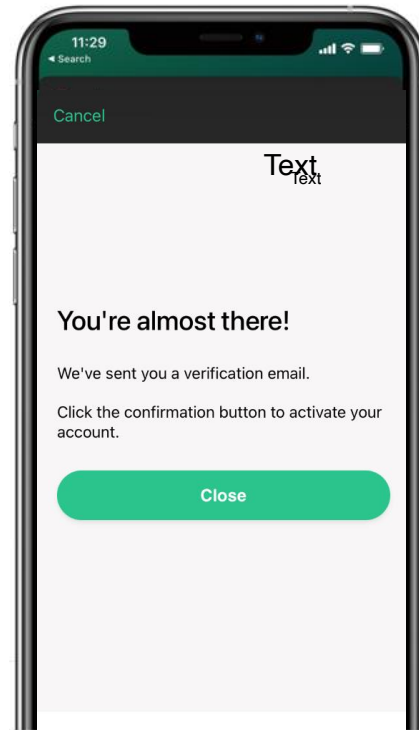
**Search for Humber College and click “Sign up”
Create an account using school email**



2

Verify Email

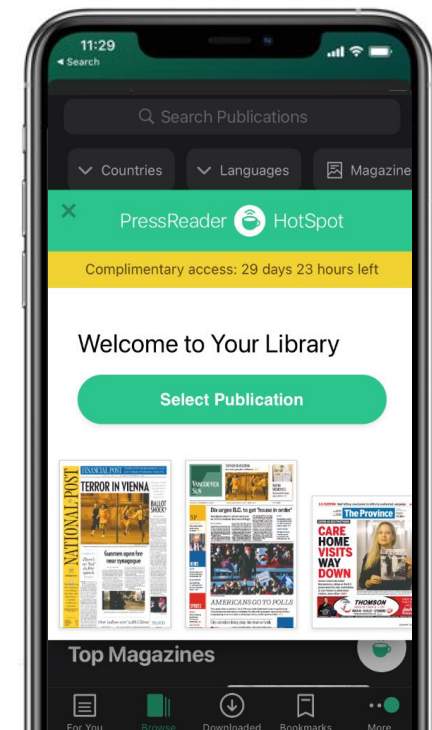
After signing up we will need to verify your email
In your inbox you will see an email from noreply@pressreader.com
Click on the link to verify your email



3

Start Reading

Voila! You are all set!
You will see a welcome message
And also a green teacup (meaning you're authenticated)
You will have 30 days until you have to verify your email again

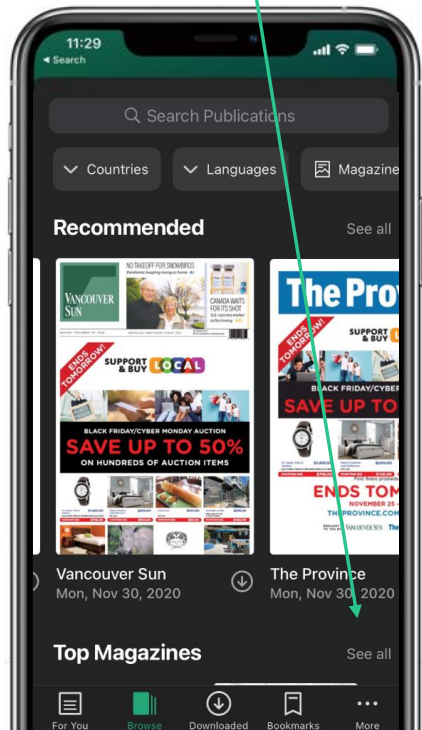


Re-authenticating

1

Checking Access

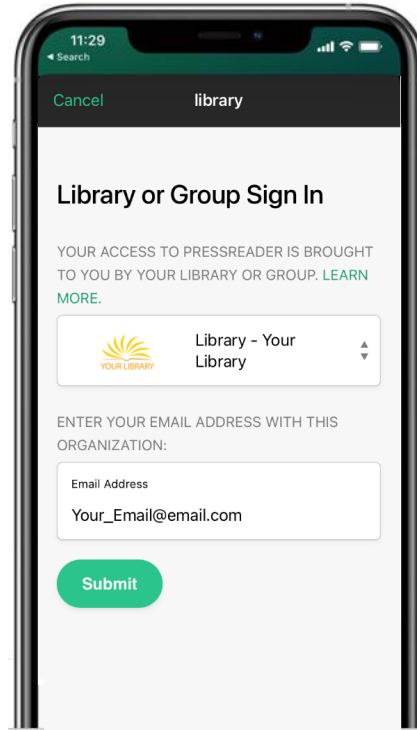
After 30 days you will need to re-authenticate
You will know it's time when you no longer see the green teacup



2

Re-authenticate

Click to open any publication
You will be prompted to submit your Email
Click "Submit" and check your inbox
You will get a new verification link



3

Continue Reading

Voila! You have full access again
Now you should see the teacup back
And also a green teacup (meaning you're authenticated)
You will have 30 days until you have to verify your email again

