



CSA OnDemand™ Subscription User Guide for College Subscriptions

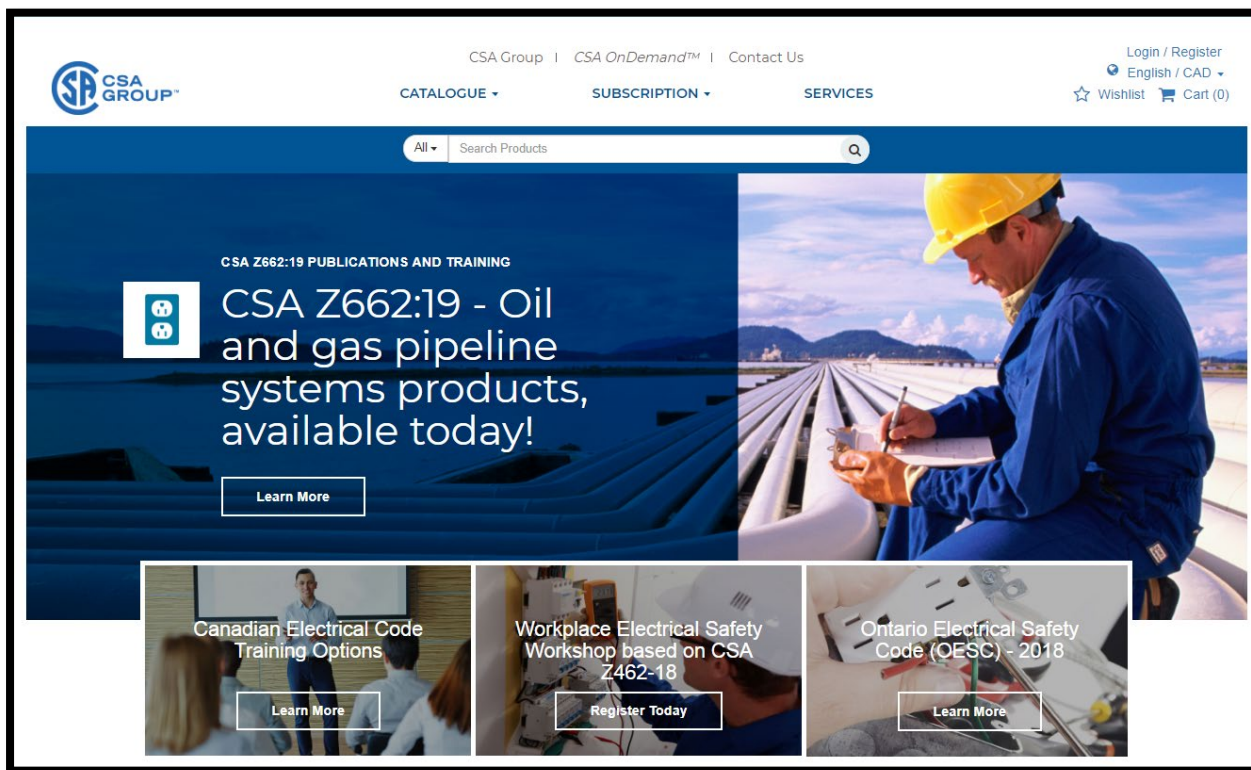
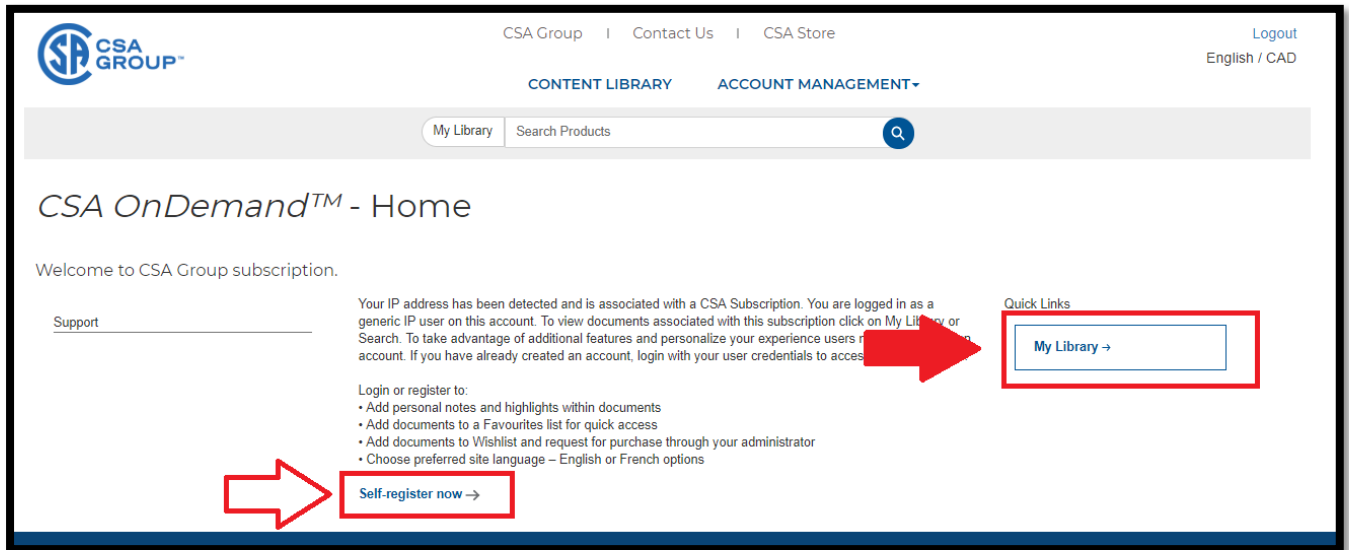


TABLE OF CONTENTS:

Accessing the Standards	2
Self-registration	3
Adding Notes & Highlights.....	5

Accessing the Standards

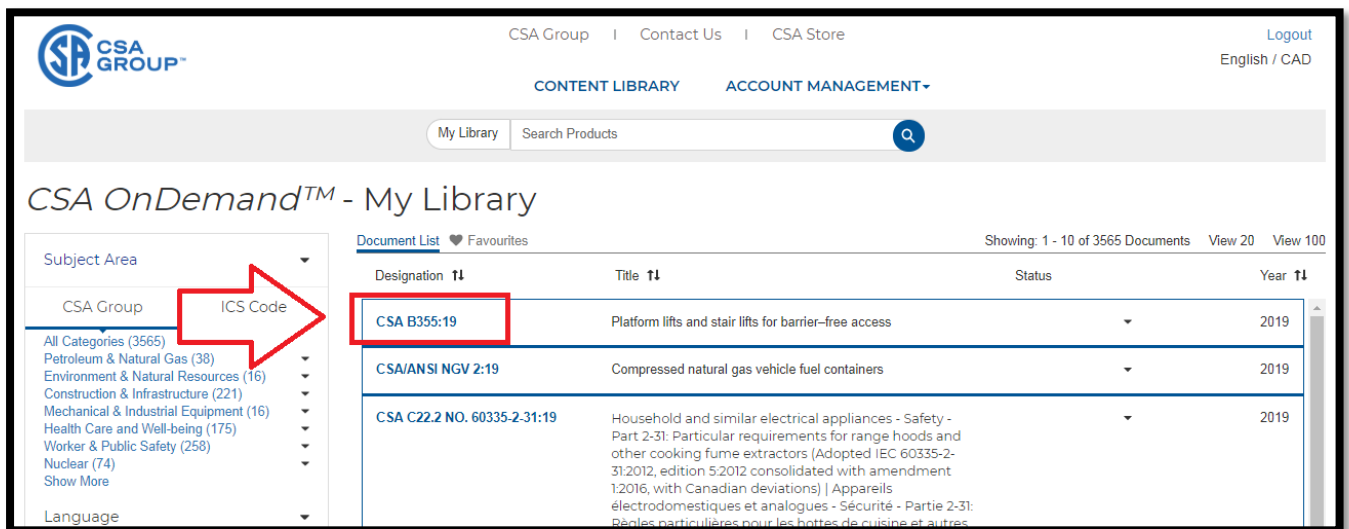
1. Start at [CSA OnDemand](#) from the Humber Library website.
 - o Note: Open the link in a new window so that this user guide is always visible.
2. Click on the tab named, “My Library”.



Note: For self-registration steps, please see page 3.

3. Once in the My Library section, you'll see a list of your available standards (“parents”).

Click on one of the Standards from the list to see the current and previous editions of that Standard (“children” of that Standard > second image below).



4. List (“children”) of the current and previous editions of the CSA B355 Standard.

Designation	Title	Status	Year
CSA B355:19	Platform lifts and stair lifts for barrier-free access		2019
CSA B355:19	Platform lifts and stair lifts for barrier-free access		2019
B355-15	Lifts for persons with physical disabilities	Withdrawn	2015
B355-F15	Appareils éleveurs pour personnes handicapées	Withdrawn	2015

5. When you click on one of the “children”, on the right-hand side, you will see two options: **View Online** and **Download PDF**.

CSA OnDemand™ - My Library

Document List Favourites Showing: 1 - 10 of 3565 Documents View 20 View 100

Designation	Title	Status	Year
CSA B355:19	Platform lifts and stair lifts for barrier-free access		2019
CSA B355:19	Platform lifts and stair lifts for barrier-free access		2019
B355-15	Lifts for persons with physical disabilities	Withdrawn	2015
B355-F15	Appareils éleveurs pour personnes handicapées	Withdrawn	2015
B355-09 (R2013)	Lifts for persons with physical disabilities	Withdrawn	2009

Share Add to Favourites

CSA B355:19
Platform lifts and stair lifts for barrier-free access

View

English

Download PDF
English
* requires Adobe Acrobat Reader (desktop version only)

Details Overview

6. Choose **View Online**. This is the Web Viewer Version which offers the ability to add notes and highlights.

Note: The **Download PDF** option is not available to Humber users.

Self-registration

Login or register to:

- Add personal notes and highlights within documents
- Add documents to a Favorites list for quick access
- Choose preferred site language – English or French options

You can self-register by clicking on the link shown in the image below (from the main landing page):

CSA GROUP™

CSA Group | Contact Us | CSA Store

Logout
English / CAD

CONTENT LIBRARY ACCOUNT MANAGEMENT

My Library Search Products

CSA OnDemand™ - Home

Welcome to CSA Group subscription.

Support

You have been detected and is associated with a CSA Subscription. You are logged in as a
 ge this account. To view documents associated with this subscription click on My Library or
 Se advantage of additional features and personalize your experience users may self-register an
 ce already created an account, login with your user credentials to access your saved data.

Quick Links

My Library ->

- Add documents and highlights within documents
- Add documents to a Favourites list for quick access
- Add documents to Wishlist and request for purchase through your administrator
- Choose preferred site language – English or French options

Self-register now ->

Please note that you must be logged into your Library’s network to access content because offline access is not allowed for colleges and universities. That also applies when you’re logged in as a self-registered user.

CSA OnDemand™ – IP User Registration

Create a unique login to enhance your subscription experience and leverage the full capability.

First Name

Last Name

Email

Create Password

**Password must be 8 characters or more and contain at least one number.*

Confirm Password

Terms & Opt In Details

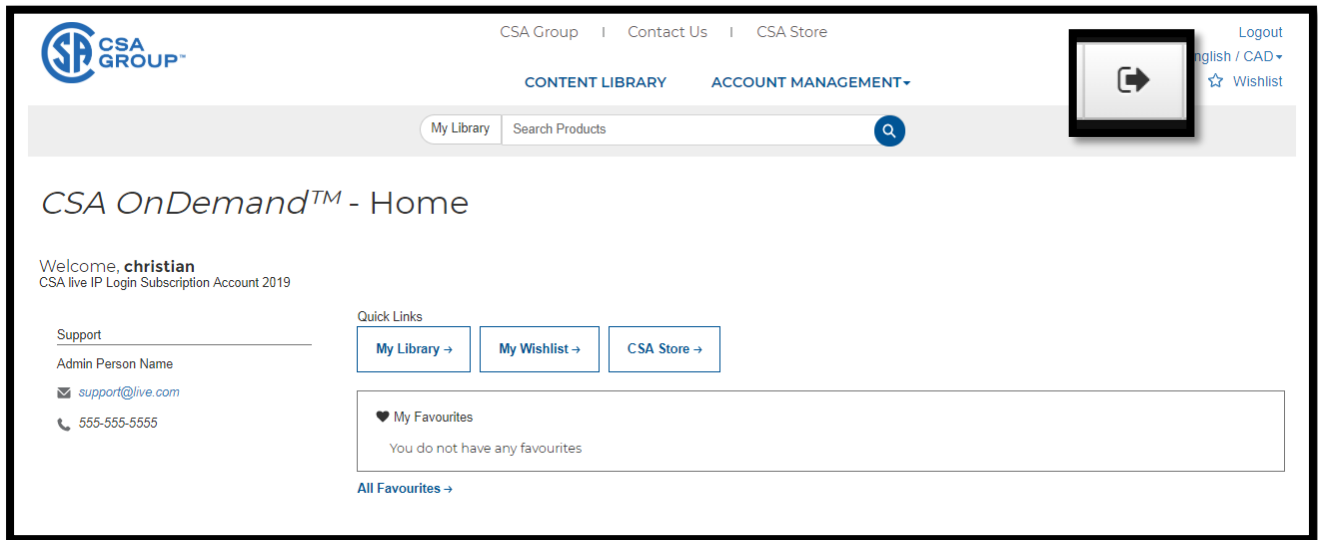
*I have read and agree to CSA Group's Terms and Conditions

*I consent to the collection of my personal information in accordance with CSA Group's privacy policy

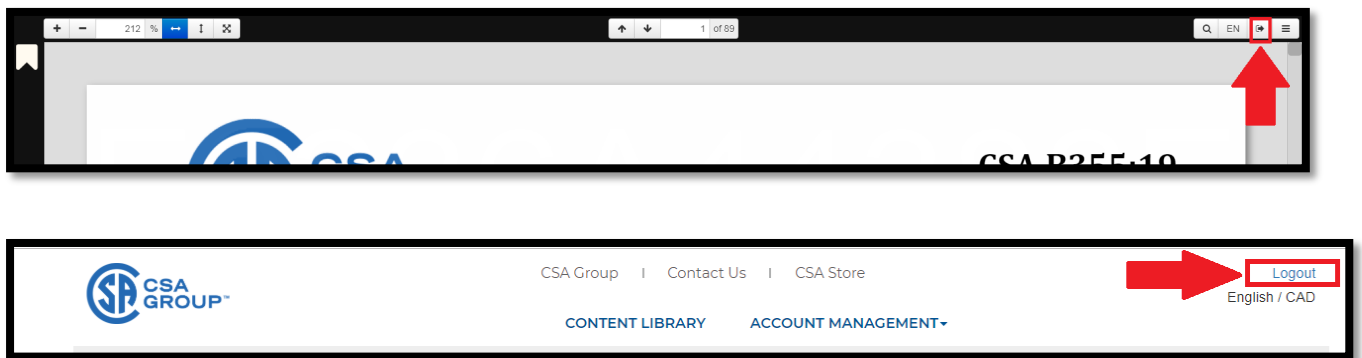
Sign Up

[Already have an account?](#)

Once you have completed the registration, you will be automatically logged in, but you must also make sure to be logged in as your newly created login in the ‘Web Viewer Version’ or else, you will not be able to add notes and highlights.




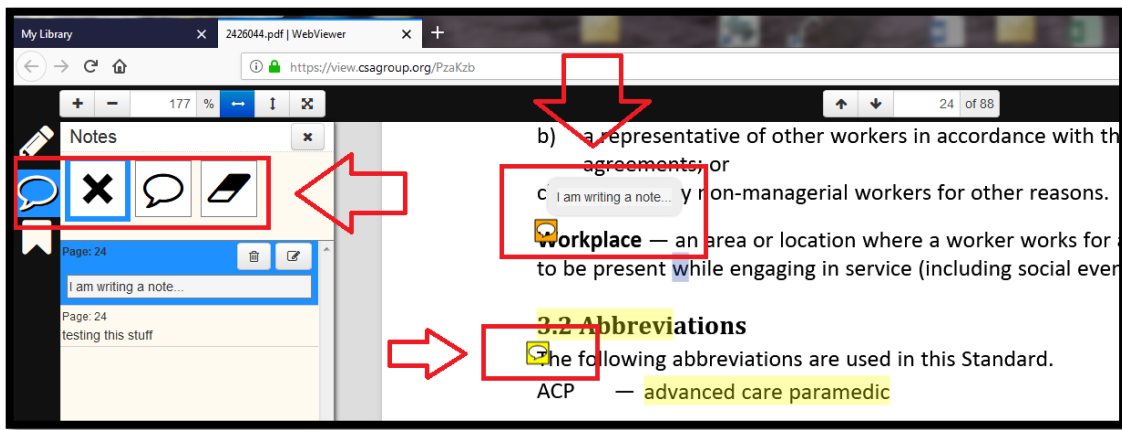
To log-out of the 'Web Viewer Version', click on the logout button (arrow pointing to the right) located in the upper left corner of the Web Viewer:



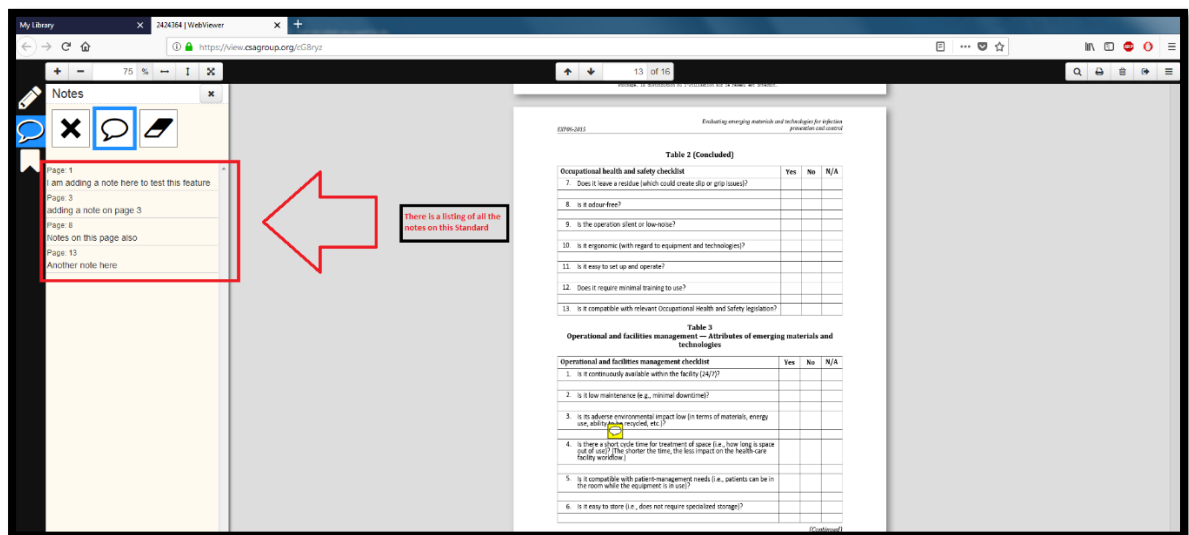
Adding Notes & Highlights

You can add your own **notes** and **highlights** through the online web viewer and they will be saved so they can be accessed from another browser and/or another device using the same login (or offline locally on the browser memory). Here's how to add your notes and highlights.

1. **Notes** can be added through the left side of the screen by clicking on the "Speech balloon" symbol. 



2. A list of all **notes** is visible on the left side of your screen. The list includes the page location for each note and you can select the note to jump-click to each note's location in the document:



3. Multiple colors are available for **highlights**, simply select the color and start highlighting:

